



OUR ARTISTS – JUNE 2008

The artists profiled on the attached pages all signed up with King Bladud's Pigs in Bath.

Unfortunately it hasn't been possible for them all to paint a pig – often the time simply wasn't right. But most of them have, and the marvellous results of their amazing creativity are now out in the streets and green spaces of Bath and some villages. We thank them all!

To protect their privacy we have taken their contact details off but you can get in touch with them via the organisers:

Email info@kingbladudspigs.org or call 01225 722 511.

www.kingbladudspigs.org

ARTISTS

Al Greenall
Alan Booty
Alison Harper
Alison Harrison
Amy Day
Amy Dettmar
Andrea Garrihi
Anita Andrews
Anna Gillespie
Annette Martin
Annette Smith
Ben Garrod
Brandon Mably
Bronwyn Williams-Ellis
Candace Bahouth
Carole Waller
Charlotte Farmer
Charlotte Moore
Charlotte Rogers
Cherry Beath
D'Annie
Elizabeth Knott
Emily Laughland
Emma Holloway
Felicity Roma Bowers

Flora Rudd
Francis Mosley
Gill Bliss
Gillian Sylvester
Helen Nock
Helen Stanfield
Irene Rado-Vajda
Irma Marks
Jac Solomons
Jan Pitt
Jane Eaton
Jane Robinson
Jane Veveris Callan
Jesse-James Brown-Hurd
Jill Hillman
Jo Russell
Jo Wright
John Bendonf
John Garrihi
Josh Wiley
Julia Trickey
Juliette Bunce
Kaffe Fassett
Kate Ratray
Ken Grix
Kristy Campbell
Lara Varga
Laura Freeman
Laura Izaguirre

Lesley Trussler
Lee Moss
Linda M Bean
Lola Swift
Lorna Trupec
Maddy Francis
Margaret Peckham &
Claudia Phipps
Matthew James
Marianne Castle
Mark Lovegrove
Naomi Selman
Natalie Williams
Natasha Rampley
Nigel Shipley
Nigel Lee and family
Oscar Romp
Patricia Volk
Paul Dabson
Paul Godfrey & Katherine
Emms
Peter Wells
Philip Bouchard
Ra Zamora
Rachel Wilcox
Richard Burel
Robin Parker
Sally Stafford
Sarah Ingleby-Mackenzie

Sarah-Jane van der
Westhuizen
Sheila Broun
Shona McIntosh
Simon Smith
Sonia Follows
Sonja Benskin-Mesher
Sophie Howard
Steve Edwards
Sue Hunter-Jones
Sue Wales
Ted Smith
Teresa Foster
Tessa Eastman
Tina Free
Tortie Rye
Wendy Hoile

School Art Departments

Beechen Cliff
Chew Valley
Hayesfield
King Edward
Monkton Combe
Oldfield
Ralph Allen
Royal High
St Gregory's with
Wellow Magic Box
Nursery School
Bath Spa University

AL GREENALL

www.algreenall.co.uk

Main area of artistic activity:

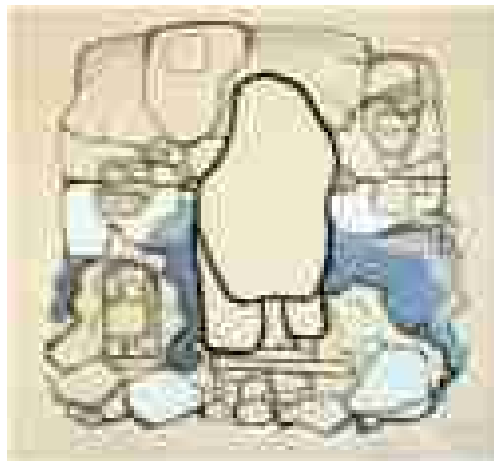
Painting

Specific ideas on how to decorate a pig:

Relating to the regional area, the Two Tunnels Project, autonomy of pig, and my previous work.

Profile:

Artist & Writer, Bath, UK. Please see website.



ALAN BOOTY

Main area of artistic activity:

Designer, specially furniture

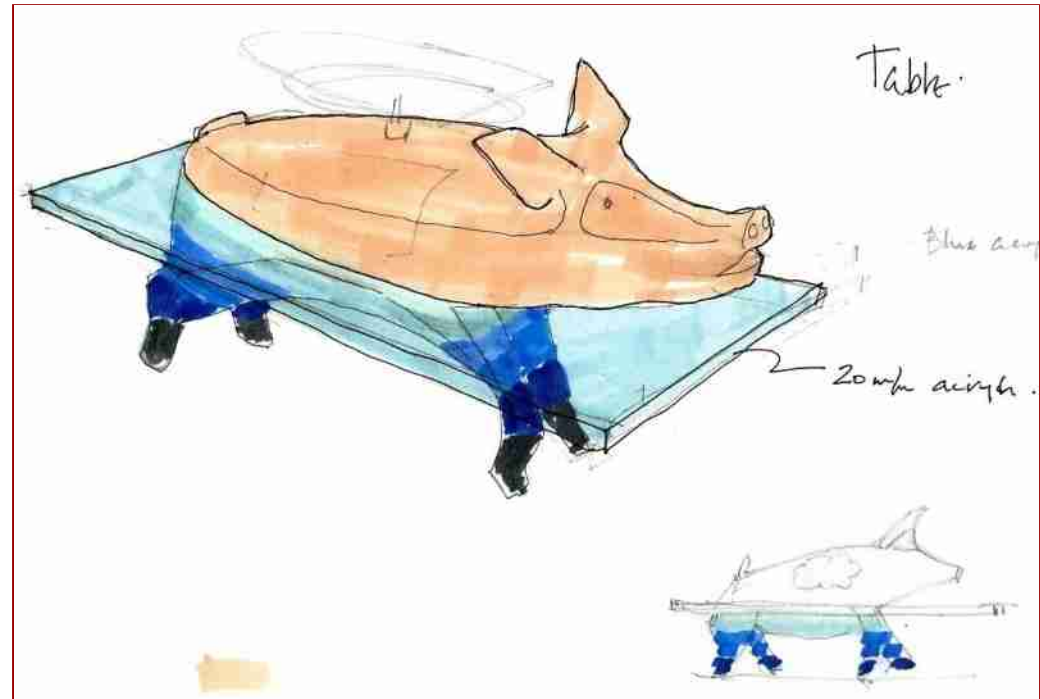
Specific ideas for decorating a pig:

A table pic – see sketch.

Also painted the Herman Miller pig, *Pig & Ride*.

Profile:

"I don't describe myself as an artist - just someone with a sense of humour".



ALISON HARPER - Bath

www.alisonharper.net

Main area of artistic activity:

Textiles

Specific ideas for decorating a pig:

Knit a jumper. Have been making yarn from crisp packets, jumper perhaps would be glued on to keep in place. Could make trousers from collaged pieces of the wrappers. Also cover head. Pig would be slightly glittery due to the foil in wrappers and certainly stand out. Boy and girl pig could be fun, Bath has always been centre of fashion.

Profile:

My work involves the re-working of materials usually taken for granted, encouraging people to look a fresh at resources usually discarded.



ALISON HARRISON – London / Freshford

<http://alisonharrison.artcb.co.uk/artists.html>

Main area of artistic activity:


Painting; papier-mache sculpture

Specific ideas for decorating a pig:

I have many ideas for the pig from trompe l'oeil to Kandinsky and beyond so it would be better to discuss possibilities with the sponsor.

Profile:

Alison Harrison is an established painter and sculptor whose work combines a natural understanding of colour and form. Her varied styles and subject matter are necessarily eclectic, merging past and present to communicate her view of humanity which she often explores with humour.



AMY DAY

Main area of artistic activity:

Sculpture, Textiles, Latex, Lingerie

Specific ideas on how to decorate a pig:

Using icing sugar, egg white, water and a bit of PVA you can make an unbreakable sugar design which I would love to pipe onto the pig in a piggy pattern. With the help of sweets and chocolate coated to a permanent finish. This will show Bath's 'sweet' and wonderful nature, as well as its large array of confectionary and ice cream stores.

Profile:

In the final weeks of my Art and Textiles degree I am going into the world of art with many difference and unusual skills such as: latex garment creation, underwear design, body casting and cake design and decoration. I love to work in unconventional materials ranging from chocolate to rubber. My work is concerned with identity, marriage, digital arts and the progression of time. In the future I would like to branch into recyclable materials and the ideal of creating environmentally friendly pieces.



AMY DETTMAR

Main area of artistic activity

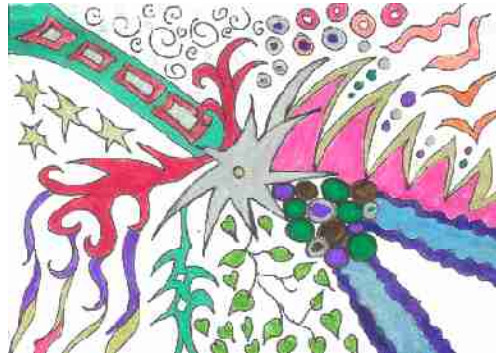
Painter and jewellery designer

Specific ideas on how to decorate a pig:

I draw direct from intuition and would like to create a beautiful picture of the city of Bath's energy/presence.

Profile:

I have been passionate about colour and creating since a young age. I studied B~TEC National Art and Design and have a degree in silver smithing and jewellery. I trly believe art can touch the soul and heal the spirit.



ANDREA GARRIHY – Corsham, Wilts

Main area of artistic activity:

Sculpture

Specific ideas on decorating a pig:

I would like to add 3D elements, either man-made junk or natural materials to the pig and probably incorporate some word-play in its title to augment the happy response to my pig

Profile

Usually I carve knots, animals or figures directly in Bath stone, except for my Year of the Artist project when I made life-size figures from junk and mixed media. These were displayed around Corsham providing fun for both visitors and residents.



ANITA ANDREWS – Colerne, Wilts

www.anitaandrews.co.uk

Main area of artistic activity:


Mosaic, mural painting; festival art and banners

Specific ideas for decorating a pig:

I would use either paint or mosaic as a medium to decorate the pig, possibly in the style of fairground art, including some imagery symbolic of Bath

Profile

I am a mosaic artist and community artist living near Bath. My work reflects my learning about the world and often relates to nature or the landscape. I am particularly interested in doing public art commission and have recently created a mosaic panel for the courtyard at Black Swan Arts in Frome. I also paint murals and do print-making.



ANNA GILLESPIE - Bath

www.annagillespie.co.uk

Main area of artistic activity:

Sculpture

Specific ideas for decorating a pig:

Anna has been commissioned to produce **Framing Workshop's** pig.

Profile: Anna Gillespie was born in 1964. Having obtained degrees from Oxford University (Philosophy, Politics and Economics) and the London School of Economics (International Relations), 1992 saw a change of direction and the decision to become a full time sculptor.

Anna qualified as a stone mason in Bath before travelling to Italy to study with the sculptor and master carver Nigel Konstam. In 1998 she took an MA in Fine and Media Arts at Cheltenham, and became an Associate of the Royal Society of British Sculptors in 1999.

Anna now works in Bath where she lives with her young family.



ANNETTE SMITH – Bradford on Avon

www.annettesmith.moonfruit.com

Main area of artistic activity:

Painting; photography

Specific ideas for decorating a pig:

Annette will be working with Bath Abbey's Youth groups to produce their pig. A stained-glass design has been chosen.

Profile:

First Class Fine Arts Hons degree from Bath Spa University. Various group exhibitions in London and locally.



BEN GARROD - Bath

Main area of artistic activity:



Painting / installation

Specific ideas on decorating a pig:

My initial idea for the design is a fluorescent red or orange monochrome pig. If the pig is positioned so its surroundings can also be marked (e.g in a shop window) then I would like to paint the pig and an area behind it with a pattern of text in such a way as to make the text appear to be superimposed across the pig and it's surroundings (see concept design).

Profile

I'm interested in information, cross-coding and mistakes. Since art school my output has primarily been paintings with pithy, often humorous statements painted thereon. The execution of which is informed more by my experience of painting and decorating than any formal training. Recently, I have been working on musical projects with the band White Tantrum, my role has mainly been to play bass, badly.



BRANDON MABLY - London

www.brandonmably.com

Main area of artistic activity:

Painting, mosaic, textiles, interiors and styling

Specific ideas for decorating a pig:

"Pig in Prada", paint and collage with patterned fabric, blond wig, fake rhinestones

Profile:

Internationally renowned textile artist and author Brandon Mably teaches colour in design workshops worldwide besides running the Kaffefassett studio in London



BRONWYN WILLIAMS-ELLIS - Bath

www.handmade-tiles.co.uk

Main area of artistic activity:

Artist and designer/maker, ceramic tile maker and maker of contemporary ceramic sculpture.

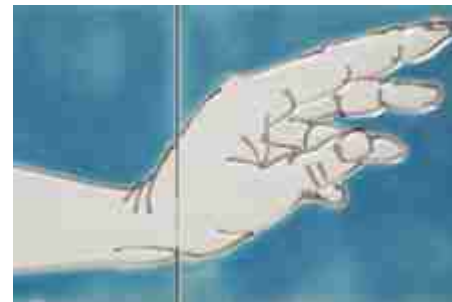
Specific ideas for decorating a pig:

Bronwyn will be producing both the pig for Walcot Traders and the one for Shannon's.

Profile:

As a contemporary ceramic sculptor Bronwyn Williams-Ellis specialises in low-fired ceramic wall panels for interiors.

Artist for Walcot Traders and Shannon Ltd



CANDACE BAHOUTH – Pilton, Som.

<http://mosaicbahouth.com/>

Main area of artistic activity:

Needlepont; Mosaic; textiles

Specific ideas for decorating a pig:

Candace is producing one of the Flying Pig Renovation Company's pigs.




Profile:

A New Yorker of Italian-Lebanese descent, for the past thirty years has lived in a small village in Somerset. Candace is best known as a tapestry weaver. She produces large scale pieces, examples of which are in the Victoria and Albert Museum in London.

By blending colors and weaving intricate patterns, she has created sumptuous and extravagant designs. She is probably best known for her medieval designs - a period she has made her own.

A key activity: mosaic, mostly involving blue and white broken pieces. Part of the Blue and White Show at the Victoria Gallery.

Location: Pilton, Glastonbury



CAROLE WALLER - Bath

www.carolewaller.co.uk

Main area of artistic activity:

Painting; painting fabrics; glass sculptures
encasing painted fabric

Specific ideas for decorating a pig:

Carole will be busy getting ready for an exhibition until mid-April and is only available then. But she will be creating one of the Roper Rhodes pigs.

Profile:

Internationally renowned textile artist. She makes painted clothes, and paintings on veils of cloth which become installations in three dimensional space. Recently she has developed a way of working with glass to enclose the fragile fabric membrane in a tough monumental material.

Carole's work is concerned with sense of place and our relationship with our surroundings and context. She works with a variety of media and has been exhibiting her painted clothing along with the paintings and installations in galleries internationally for the past fifteen years. Currently at the Victoria Gallery, as part of the Blue and White Show.



CHARLOTTE FARMER

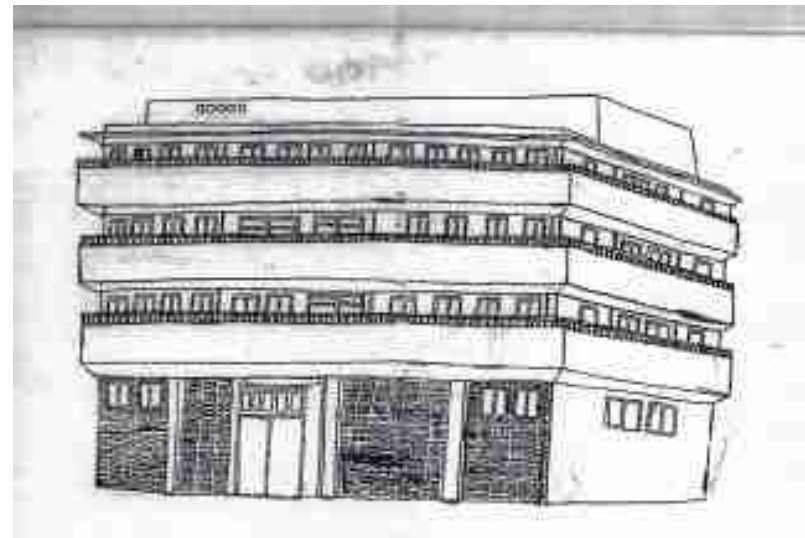
Main area of artistic activity:

Illustration

Specific ideas on how to decorate a pig:

Profile:

My work is a combination of small, intense detail contrasted with mistakes, imperfections and more gestural mark making; which goes some way to explain my collection of superfine japanese fineliners and big fat paintbrushes covered in crusty paint lurking in the cupboard under the sink. I completed an in MA Communication Design at St Martins in 2006. I'm a member of Spike Island Printmakers in Bristol but I'm also keen on very low tech printing methods that I can combine with my gone wrong etchings. Have done drawings for Hodder & Stoughton, Howies, Bloomsbury and Baileyshome.com



CHARLOTTE MOORE - Bath

www.charlottemoore.org.uk

Main area of artistic activity:

Painting


Specific ideas for decorating a pig :

Figurative oil paintings based on themes such as reflections, creating colour, books etc.

I am also happy to work to a sponsor's ideas.

Profile:

Charlotte Moore was born in Australia and grew up in London. She studied fine art at Chelsea School of Art and at Falmouth College of Art, then taught painting and ceramics. In 1989 she emigrated to Australia where she took an art history degree at Queensland University, leading to a special interest in aboriginal art. She travelled widely seeking out examples of the aboriginal carvings that have recently reappeared in her work. She now lives in Bath and exhibits at various galleries in Bath and London. Her current work is about theatre, an abiding theme in many guises.



CHARLOTTE ROGERS - Batheaston


Main area of artistic activity:

Sculpture and mixed media

Specific ideas for decorating a pig:

Profile

I have been making fetish objects from organic and animal by-products for many years, using these substances to capture elemental essence in form. I work loosely with the premise which Hikim Bey so succinctly termed as the Temporary Autonomous Zone. Just as I use my fetish objects as spirit houses to catch and transform the elemental, I take literal areas of space and work with installation and performance to inspire interactive and transformative response from the audience.



CHERRY BEATH - Bath

Main area of artistic activity:

Painting – multi-media, acrylic/oil and including various paint products, digital / photographic events

Specific ideas on how to decorate a pig:

Sky Pig, clouds with flying pigs

Night sky – luminous “pig stars”

Metallic – possibly with text / sayings/ quotes

Shocking fluorescent pink pig, eye make-up

Bright, edgy, “post box” pig or Homage to Bath Stone pig, working with Bath Stone dust.

Profile:

Cherry Beath trained at The Slade School of Art UC London, gaining the MA Degree. She has exhibited in London, Bristol and Bath. She has also worked professionally addressing addiction issues and associated art therapy work. Currently Unitary Councillor in Bath. Cherry explores the qualities of a variety of media. Her use of colour, line and form are strong elements and her work is fresh and contemporary.



D'ANNIE (DANIEL LE GUILCHER / ANNIE GARDINER)

www.youtube.com/anniegardiner Bath



Main area of artistic activity:


Multimedia

Specific ideas on how to decorate a pig:

We intend to challenge the perception of the pig's identity

Profile:

D'Annie is a collaborative effort between Daniel le Guilcher and Annie Gardiner. Both Fine Art (BA Hons) graduates, Daniel is a printmaker and installation artist from Falmouth College of Arts and Annie a Video Artist from Bath School of Art & Design. Although specialising in quite different mediums, D'Annie have a shared conceptual interest in the manipulation of visual context. This is their first public collaboration.



ELIZABETH KNOTT – Melksham, Wilts

www.elizabethknott.co.uk

Main area of artistic activity:







Painting

Specific ideas for decorating a pig:

I will use bold, bright colours and either create a pattern-like surface using microscopic imagery from leprosy but in an ambiguous way. Or take the pig into an outdoor environment and use shadows of plants directly to create a sort of landscape. Both of these will play with contrast, optical illusion and scale. The title will be significant

Profile:

My paintings often incorporate elements of the figure and of the landscape. Although they are figurative, they are abstracted. The drawn line and colour are important in my ambiguous paintings of the world around me.



EMILY LAUGHLAND - Bath

Main area of artistic activity:


Printmaking (etching, collograph, lino & wood cut)

Specific ideas on how to decorate a pig:

Paint the pig as a perfectly tailored dandy – a kind of mock Beau Brummell. Perhaps Savile Row could be prevailed on to sponsor a pig on Bath's own Saville Row! Another idea would be to print or stencil a pig with a dense covering of fruit & flowers, like pomegranates and roses.

Profile:

I am a passionate printmaker. I produce work using the least sophisticated methods, like potato printing, and the most convoluted ones, like etching – and enjoy both equally. I used to work as a bespoke gents' tailor and, as a sideline, to produce luxurious and perfectly made bags for fencing weapons (www.bibikov.com). Thus precision and clean lines are important to me – I am no Impressionist! Naturally, through printmaking, I am drawn to strong patterns and repeats. I also love the fluidity of the calligraphic line – all my prints are informed by my drawing & painting. Bulls and mongeese have already figured in my work; I would, therefore, relish the chance to paint a pig...



EMMA HOLLOWAY - Bath

www.bana-arts.co.uk/banaartistpage.cfm

Main area of artistic activity:


Painting, mosaic

Specific ideas on decorating a pig:

I'd quite like to create either an 'Eden pig' painting it with a mixture of colourful pop-delic and William Morris floral patterns (seen in some of my paintings). Or a 'Green pig' collaged into a mosaic with pieces of broken pottery and other recycled materials.

Profile:

Graduated from Bath Spa University in 2004. Over the period of 7 years I've helped with various community projects but nothing as fun as this! Emma's work flows from her personal fascination with paradise, Eden & heaven & how they are represented in different cultures & traditions. Travel culture in the West loves these concepts and often ties them in with exoticism as a holiday destination, escape route &/or ideal lifestyle. Drawing on cliché images, tourist snap shots, floral patterns & community research Emma works mainly in 2D, using mixed media and recycled materials to explore various versions of paradise.



FELICITY ROMA BOWERS - Bath

www.felicityromabowers.co.uk

Main area of artistic activity:




Printmaking and Painting

Specific ideas for decorating a pig :

As Bladud has Bardic associations, the oak tree being associated with the Druids, and pigs' fondness for acorns, I would like to imprint the pig with a mass of oak leaves, possibly in Gold.

Profile:

I am an artist and printmaker. I have a particular interest in the relationship of human beings and nature. My work includes references to alchemy, evolution, mythology and poetry.



FLORA RUDD



Main area of artistic activity:

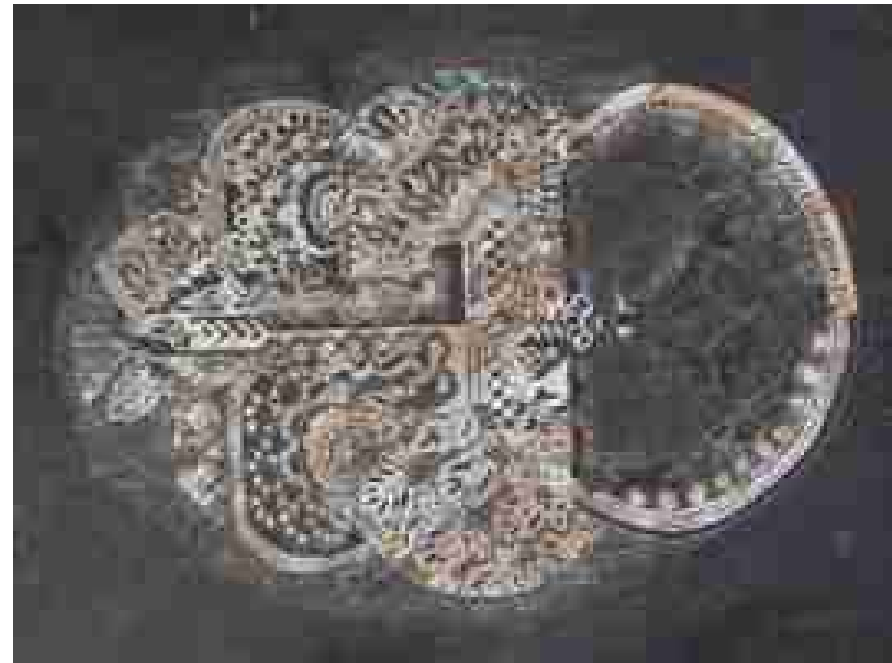
Painting

Specific ideas on how to decorate a pig:

Black acrylic base coat, drip fluorescent paint Jackson Pollock style. Glow paint on face should glow at night or with uv light, gloss finish.

Profile:

Artist and teacher, Private studio workshops and weekly adult education. Taught in residential homes, adults with learning difficulties, in schools. Natural history and science based themes incorporating microscopic and cross-sectional images for own work using various printing methods and painting. Working on real fish prints.



FRANCIS MOSLEY - Bath

www.francismosley.com

Main area of artistic activity:

Painting, illustration and printmaking

Specific ideas on how to decorate a pig:

Goldfish scales

Acorns (from the Circus)

Profile:

Studied at Brighton. Have worked as an illustrator for over 25 years. Member of Bath Artist Printmakers and Widcombe Studios. Currently working on a series of paintings of medieval tomb effigies.



GILL BLISS - Barnstable, Devon

www.gillbliss.com

Main area of artistic activity:

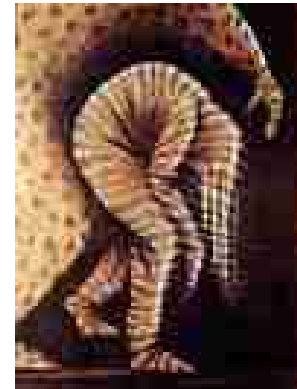
Ceramic sculpture; digital image and digital film-making

Specific ideas on how to decorate a pig:

I would like to find a design from a printed cloth; lace; patchwork; leatherwork finishing detail or something similar, eg Paisley Pig, Patchwork Pig, Buttonhole pig, pinstriped pig. I would like to reverse this notion, take pattern used to adorn humans and use it to cover an animal.

Profile:

I work across art forms and exhibit figurative sculpture and drawings based on animal, human and anthropomorphic imagery. I have also been involved in digital image work, particularly animation. I have been a freelance model-maker for animation companies.



GILLIAN SYLVESTER – South Wraxall, Bradford on Avon

Main area of artistic activity:



Painting in oil and acrylic. Last year I worked in glass making mosaic designs.

Specific ideas on decorating a pig:

I would be interested in decorating a pig in a mosaic style. I would rather do 'my own thing'

Profile:

Born in Bath, studied an art foundation at Bath Academy of Art, BA in Fine Arts (Hons) from Gloucestershire College of Art and design. Works mainly in oils and acrylics. She has taken part in many exhibitions including Royal Institute of Oil Painters in London and Bath Society of Artists Summer Exhibition. She won the Les Matthews oil painting prize in 2004.



HELEN NOCK - Weston super Mare

www.helen-nock.co.uk

Main area of artistic activity:

Mosaic and metal

Specific ideas on how to decorate a pig:

(All suggested surfaces would be very durable and weather proof): cover the body in mosaic using reclaimed plastic - fun in terms of variety and re-purposing of materials. A shimmering glass mosaic pig would be luscious. Pigs might fly: small galvanised wrought iron wings bolted onto the pig and body treated with hard-wearing metallic surface.

Profile:

I make sculptural objects and furniture applying traditional methods, principally mosaic, ceramic and forging iron, in contemporary design. I inject playful themes into my work hence my interest in taking part in King Bladud's Pigs.



HELEN STANFIELD

Main area of artistic activity:


Pen and ink drawings; silk painting/batik

Specific ideas for decorating a pig:

I would like to be able to create an overall city scape of Bath as a composite of well-known landmarks, either in detail in pen and ink or a more abstract composition using batik techniques.

Profile:

I am a primary teacher who has been involved in art as a hobby for many years. I belong to Bathampton Art Group and have had one of my silk paintings in Leisure Painter magazine. I have a particular interest in architecture, especially in Bath. I grew up in Bath and lived in Norway, Denmark, Singapore and Malaysia before settling back in Bath. (I would love to create a character called "Beau Pig".)



IRENE RADO-VAJDA - London

Main area of artistic activity:


Painting / Illustration

Specific ideas for decorating a pig:

I would like to paint the pig a subtly textured “distressed” silver, using metallic paint, with ground showing through – then cover this surface with a line pattern rather like the contour markings on a topographical map.

Profile

As a painter I was always most interested in the sensual / expressive possibilities of colour and texture. Apart from fine art work, from the mid-eighties I have regularly collaborated as painter / designer on a wide range of projects, special exhibitions and museum installations with work ranging from large scale scenery, 3D figures, painting on glass panels to illustration. I have also produced artwork and title sequences for documentary films



IRMA MARKS - Frome

www.jakaranda-artists.com

Main area of artistic activity:

Painting

Specific ideas on how to decorate a pig:

I would use acrylic paint. I can work with the sponsor's ideas, but if I am given the freedom to do my own thing, my pig would look as if it had just come out of a colourful and exuberant painted jungle. Definitely a foreigner and visitor loving and celebrating the beauty of Bath.

Profile:

Irma originally trained in Graphic Design in Colombia, South America, where she was born; she has been drawing and painting ever since. Vibrant colours, light, flowers, fruit, vegetables, water, organic forms and lines all take part in trying to capture her memories of feelings awakened during her life and visits to her native country. She has lived in Somerset since she came to England, 30 years ago.



JAC SOLOMONS

www.brazengraphicdesign.co.uk

Main area of artistic activity:

Graphic designer



Specific ideas for decorating a pig:

The Roberts Family pig will be sited at 1 Coronation Avenue. 'Coronation Pig' is a bold design in primary colours, inspired by the Jack, Queen, King in a deck of playing cards.

Profile:

I am a freelance graphic designer, studied at Harrow School of Art and worked in London for several years . I relocated to Bristol and run a successful design practice there.

I take commissions for Gouach portraits. 'Nomki in that spotty frock' was shown at the Royal West of England Academy Autumn Exhibition.



JAN PITT – Freshford, Bath

<http://janpitt.artcb.co.uk>

Main area of artistic activity:

Painting and pastel

Specific ideas on how to decorate a pig:

Daisy, wild flower, bathing belles, apple orchard, dream, building site, butterfly, jungle, primitive, stripy. At the moment I fancy the wild flower pig or primitive pig

Profile:

Encouraged from an early age to express herself in paint, Jan's passion for creating pictures has always seemed natural to her. She attended Epsom Art School and Trent Park College.



JANE EATON – Southwick, Trowbridge

Main area of artistic activity:




Painting and Illustration

Specific ideas for decorating a pig:

Porcus Trojunus – This was a culinary dish made by the Ancient Romans – whole pig was stuffed with thrushes, larks, oyster and nightingales. The pig will be painted with the birds decorated with my Japanese patterns. Included in the design will be healing symbols (like the concept of 'animals on animals' Bath – Romans – Healing – Tourists (Japanese)

Profile:

I am influenced by Japanese culture, particularly prints and textiles. My work is of a graphic/illustrative style with an emphasis on line and colour. Mixed media is used to create surface design and texture which results in a richness and energy within my paintings.



JANE ROBINSON

www.skyblueart.co.uk

Main area of artistic activity

Trompe l'oeil and decorative painting

Specific ideas on how to decorate a pig:

Jane created the Goldies Sing for Life Pig.

Profile:

BA (Hons) Graphics. Born in Bath, Jane worked in several London design groups for 20 years.

She now runs Sky Blue Art from a studio at the Tithe Barn Workshops and Galleries in Bradford on Avon.

She has completed many commissions for both private and commercial clients and is now devoting more time to still life painting.



JANE VEVERIS CALLAN - Bath

Main area of artistic activity:


Painting, printmaking and illustration

Specific ideas on how to decorate a pig:

Something fun and quirky for the public to enjoy, perhaps based on a play on words. I am happy to work with a sponsor's ideas but can also supply lots of my own.

Profile:

BA (Hons) Fine Art graduate from Loughborough College of Art and Design, with a postgraduate Diploma in Printmaking from Wimbledon School of Art. Full member of the Northampton Town and County Art Society, and exhibitor in Bath Society of Artists Summer Exhibitions. Chairman's Special Prize winner in the 4th Aozora Picture Book Competition run by All Nippon Airways. Human and animal figures often feature in my work, and I am interested in exploring the natural world and environmental themes.



JESSE-JAMES BROWN-HURD

www.ebay.co.uk “2006jessejames”

Main area of artistic activity:

Sculpture, photography, digital manipulation


Specific ideas on how to decorate a pig:

Take a mould of small objects then cast into the mould translucent blue, green, red, yellow and amber glow in the dark resin then bond them all over the pig, so you end up with a multi coloured pig in the day and glow in the dark at night.

Will need help to fund this idea.

Profile:

Self-taught artist in Bath working with different media, ie solid bronze, cold cast bronze and knickal resin also coloured translucent resin with glow in the dark medium with a passion for abstract and traditional sculpture.



JILL HILLMAN - Trowbridge

www.colourdesignstudio.eu

Main area of artistic activity:

Mixed media and decorative painting

Specific ideas for decorating a pig:

Something Amazing! Possibly maximising the use of colour or faux finishes such as marble, but happy to work with sponsors ideas

Profile

I'm an established painter and use a wide variety of materials, surfaces and themes in my work. The faux finishes include marble, lapis lazuli, bronze relief, leathering, and stitching – I'll happily re-create most surfaces, and invent others!



JO RUSSELL

www.johannarussell.co.uk

Main area of artistic activity:

Graphic Design, Illustration

Specific ideas on how to decorate a pig:

Pigs will Fly – blue skies thinking

Profile:

Having worked as a graphic designer for many years, Jo has recently returned to her first love – illustration.

One of the founding members of Bath illustration group BIG. Jo exhibited last year as part of the fri festival and hopes to get her illustrated collection of childrens books published soon.



JO WRIGHT

www.artbygiiovanna.co.uk

Main area of artistic activity



Film, photography and painting

Specific ideas on how to decorate a pig:

The most promising idea I have I feel is a carousel style pig, which will have a saddle and will be decorated like a carousel horse, with a pole through the centre of it. I feel this will appeal to the public and will reach a high value at auction. most people, I have noticed, climb the pigs in town, this pig would welcome this and it may also be a great object for a family home. I have 2 more ideas which may appeal, One is to paint a bath Rugby shirt onto the pig..no advertising, just the coloured stripes, and the other is to mark out the different cuts of pork onto the body of the pig and label the areas.

Profile:

My work is primarily film based. I project images and videos onto everyday objects to portray ideas on identity and image, looking at how we as human beings perceive ourselves as well as how we are perceived by others.



JOHN BENDON

Main area of artistic activity:

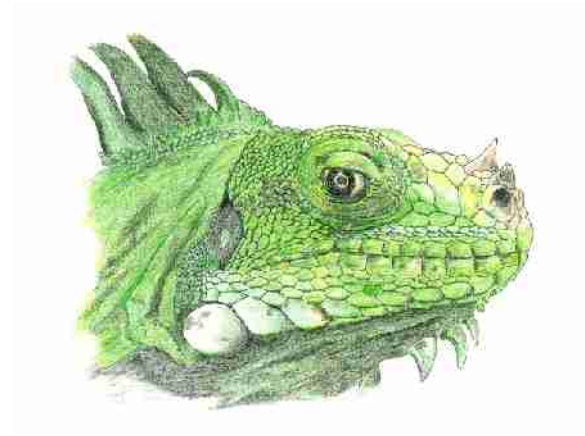
Acrylic painting, illustration, sculpture, photography, computer art and model making.

Specific ideas on how to decorate a pig:

I would like to decorate the pig in the manner of a reptile specifically an iguana. It would be covered in Painted scales which may look three dimensional and finally in weather-proof lacquer.

Profile:

I am more of a graphic artist than anything else. I draw and print cats and lizards, make moulds in silicon rubber, paint murals and do computer art. For the last 10 years I have done technically correct illustrations of lizards for wildlife journals. I sell coloured prints of their illustrations.



JOHN GARRIHY – Corsham, Wilts

Main area of artistic activity:


Painting

Specific ideas on decorating a pig:

I would like to take the theme 'pigs might fly' and paint a pig with clouds against a blue sky.

Profile

My paintings all show my delight in colour and enjoyment of the process of painting. They are a celebration of the world as I see it.



JOSH WILEY

Main area of artistic activity

Illustration

Specific ideas on how to decorate a pig:

Josh painted the pig for Monkton Combe School.

Profile:

Josh is just completing his A-level in art at Monkton Combe School.



JULIA TRICKEY

www.juliatrickey.co.uk

Main area of artistic activity


Botanical Watercolours

Specific ideas on how to decorate a pig:

TOPIARY PIG - The pig would look like it has been clipped from box or yew, perhaps with a flowering plant climbing through it. CANAL PIG - decorated with patterns and roses in a style used for canal boats.

Profile:

I love depicting the beauty and detail of nature in watercolour and am particularly drawn to specimens that are less than perfect, especially leaves. I enjoy many crafts but have been painting botanical watercolours since 1999 when I joined an adult education class in South London. I now tutor classes in Bath as well as exhibiting regularly. I have exhibited internationally, have work in collections worldwide and have received awards for my paintings including two RHS Gold medals.



JULIETTE BUNCE

Main area of artistic activity:

Photography, Illustration and Graphics

Specific ideas on how to decorate a pig:

No plans as yet as my work is very varied, I may possibly choose themes along the mail art route with multi layered and chance designing. Though open to sponsors preferences.

Profile:

I have worked in many fields of art and am currently teaching Art and Photography at Ralph Allen School and doing my own work. My degree was in Illustration and Graphic Arts and through this I specialised in Photography and book design. I have worked as an Animator, Illustrator, Storyboard artist and designer, both of children's TV programmes and as Graphics and Photographer. My work covers many media. I particularly enjoy working with type, layout and strong visuals. I use computer-aided design, particularly Photoshop but prefer to work hands on enjoying the manipulation of different media.



KAFFE FASSETT - London

www.kaffefassett.com

Main area of artistic activity:

Textile Designer

Specific ideas for decorating a pig:

A collage of flowery fabrics – already finished and currently on display at the Guildhall.

Profile:

Textile and Mosaic designer and author of 16 books, American resident in England since 1964. Currently part of the Blue and White Show at the Victoria Gallery, Bath.



KATE RATTRAY

www.rattraymosaics.co.uk

Main area of artistic activity:

Mosaic

Specific ideas on how to decorate a pig:

One of my initial ideas was mosaic fried eggs on the pig – but then I remembered I was a vegetarian so I was horrified with the thought! So then I thought, what would the pig like to eat? – acorns, apples. Other ideas include bright coloured spots or stripes and graduated colours, or the healing water running down the pig – in blues and gold leaf mosaic and mirror tiles. But I am open to ideas from sponsors too.

Profile: I am a mosaic artist based on the Mendips, near Wells. I make mosaics for exhibition, commission, and with schools and communities.

I am a member of the British Association for Modern Mosaic, the Society of American Mosaic Artists, and I was selected as a full member of the Somerset Guild of Craftsmen in November 2006.

I work with many different mosaic materials, and particularly enjoy working with vibrant coloured glass and gold leaf glass. Last summer I was selected by the British Association for Modern Mosaic to make new work for an exhibition at the Bliston Craft Gallery, Wolverhampton. The exhibition aimed to “challenge the accepted understanding of mosaic art”. At present I am exhibiting work at the Salisbury and Wiltshire museum (until June 7th) with 21 prominent mosaic artists. The exhibition is called “The Four Elements” and is curated by mosaic artist and author “Robert Field”.



KEN GRIX

Main area of artistic activity:


Architect, model maker and sculptor

Specific ideas on how to decorate a pig:

Make a pattern of holes in the pig and light it up with a lamp from inside. (See picture – the pig is complete – it's called "Pig-lit").

Profile:

Architect and model maker with Feilden Clegg Bradley Studios, creating design process models and concept models. Exhibited in three RA Summer Exhibitions. Sculpting to explore ideas of spatial enclosure and also just for fun, eg. The five penguins recently shown at the Holburne Museum, Bath.



KRISTY CAMPBELL – Bradford on Avon

www.axisweb.org/artist/kristycampbell

Main area of artistic activity:


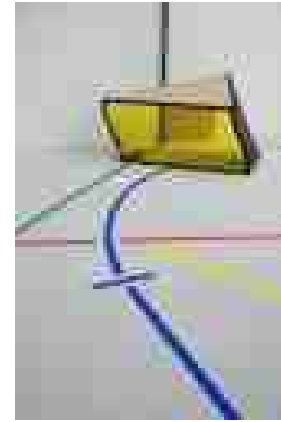
Drawing and sculptural installation

Specific ideas on decorating a pig:

Sharp, slick, contemporary, linear, professional

Profile

I have recently gained a Masters in Fine Art from Bath Spa University. The central concern of my practice is drawing from which I create large scale sculptures and installations. I take my inspiration from the environment around me, especially industrial architecture.



LARA VARGA - Bath

Main area of artistic activity:

Illustration – painting / printmaking – fine art

Specific ideas for decorating a pig:

2 ideas, Angelic Pig, Green Pig Prince. I am open to working around any theme / colours a sponsor may wish to pursue, as well as offering two ready-made ideas. My style is flexible.

Profile

I work regularly in different media, including photography / photo montage, paint and print. I often work with mythological themes, especially in my personal work.



LAURA FREEMAN - Bath

Main area of artistic activity:


Painting

Specific ideas on how to decorate a pig:

A colourful pig painted mainly in acrylics, perhaps with some shiny items attached. (my nickname is Magpie as jewels and pretty things always catch my eye) I would like to create either an unusual pig or a pretty pig and depending on the sponsor it would be nice to make the pig comical in some way. I would be happy to work with a sponsor's ideas

Profile:

I grew up in Oxfordshire and studied A-Level art at Henley College. I then went on to University in London and studied Computing and Anthropology, I moved to Bath at the beginning of 2008. I have a many interests but have always found painting relaxing and a useful tool for expression. Over the last couple of years I have been painting for my own pleasure alongside working as a Project Manager. My paintings are bright in colour and represent happy things. Coincidentally I also rather like pigs; my car is nicknamed Pig because of its squinty headlights and round shape.



LAURA IZAGUIRRE - Bath

www.lauraizaguirre-artist.co.uk

Main area of artistic activity:

Painting / Mixed Media

Specific ideas for decorating a pig:

After reading the article published in the Chronicle yesterday, and finding out that there is some opposition to this great fun idea I came up with an inspirational thought on how to decorate the pig. I will use the same newspaper that publishes these letters, cut out all positive, fun, colourful words and do a collage on the pig to show the "anti fun" people how to enjoy life and be positive!!!!!!!!!!!!!!

Profile

My paintings are generally the result of inspiration that I get from very mundane things like my life with my two kids, anything that happens when I'm teaching at the University, an image, a thought, this is how I work.



LESLEY TRUSSLER - Bristol


Main area of artistic activity:

Printmaking / still life illustration

Specific ideas on how to decorate a pig:

Profile:

I am from Bristol, England. I produce prints in small editions, typically less than 25 on good quality acid-free paper using oil based inks.



LEE MOSS

Main area of artistic activity

Painting, Sculpture

Specific ideas on how to decorate a pig:

It is important that the pig is related to the practice of the sponsor - Catering Services International. With this in mind the pig will be created with a kitchen theme as the sponsors recruit within the catering industry. The pig will be decorated as an armoured warrior using cutlery and other kitchen items. In addition to the armour the pig will have a comical helmet made from a colander. I want to emulate the appearance of a wart hog by painting it realistically under the armour and add wire to create a rough skin texture.

Profile:

A recent graduate of Bath Spa University 2007. I currently have a painting in the Victoria Gallery for the Bath Society of Artists exhibition. My work is made up of oil painting and sculpture often combining wood and metal. I paint and draw portraits of people as the variety of human form and character interests me greatly. This interest in the figurative also translates into my sculptures along with my quirky sense of humour found in a lot of my work.



LINDA BEAN – Corsham, Wilts

Main area of artistic activity:

Painting

Specific ideas for decorating a pig:

Tiffany Style

Profile

Member – Bath Society of Artists and South Wraxall Art Group. Specialising in figurative and still life in oils, 19-20 pictures sold in recent years



LOLA SWIFT

Main area of artistic activity:

Textile Designer

Specific ideas on how to decorate a pig:

I would like to use a combination of vibrant colours with re-cycled fabrics given to me by the children of Combe Down Primary School to make a fun and funky pig.

Profile:

I love to create fabrics using predominately knit and stitch combined with colour play producing my own art pieces and fashion accessories.



LORNA TRUPEC - Cheltenham

<http://homepage.mac.com/trupec/>

Main area of artistic activity:

Sculpture, drawing, installation, assemblages, site specific (story)

Specific ideas on how to decorate a pig:

I would be comfortable translating a sponsor's idea. My own idea is using my spiral drawing technique. I would illustrate stories from people who live or have lived in Bath. These drawings would form spots on the pig – like a Gloucester old spot pig.

Profile:

My practice comprises of objects, installations, assemblages, intervention, and drawing; all are a response to a site or story. My father is from Bath, I would like to respond 'site specifically' or work with stories about Bath.



MADDY FRANCIS - Wales

www.minigalleryworld.com/Maddy_Francis/

Main area of artistic activity:


Painting, illustration

Specific ideas on how to decorate a pig:

I would like to paint a 'landscape' pig which would be expressionistic. Could be land or sea based. Am open to ideas.

Profile:

I work from landscape in an expressionistic style using a variety of media. I have also taught in schools, local community centres and colleges and currently run local workshops. I have some work on the site www.minigalleryworld.co.uk.



MARGARET PECKHAM & CLAUDIA PHIPPS

www.claudiaphipps.co.uk

Main area of artistic activity:

Mosaic/assemblage/glass

Specific ideas on how to decorate a pig:

Margaret and Claudia are decorating the pig for Languages United. "We are working with text based imagery to create a pig based on different languages spoken across the world. We will be creating the pig from mixed media including glass, metal and paints."

Profile:

Combining the talents of a sculptor & a glass artist, we are both interested in surface qualities, particular by reflection, textures & line by line.



MATTHEW JAMES

Main area of artistic activity:

Painting, illustration

Specific ideas for decorating a pig:

Illustration is one of the foundation stones of my painting practice. The design would reflect the sponsor but I would intend to place some kind of narrative within the design which would reflect the style of my current practice.

Profile:

My work is heavily influenced by Japanese comics and animation as well as print and enamel work. I am interested in communicating ideas and options on sometimes quite serious subjects, through colourful playful images and characters.



MARIANNE CASTLE - Corsham

Main area of artistic activity:


Painting, photography and mixed media

Specific ideas on how to decorate a pig:

I would like to create a pig that reflects my love of colour, possibly integrated with a jewellery / relics theme, although I am open to input from my sponsor

Profile:

My work is based mostly on objects found in nature. I also have a passion for colour and the surreal. I am currently working more with digital media and branching into jewellery



MARK LOVEGROVE – Hanham, Bristol

www.evolution-creative.co.uk


Main area of artistic activity:

Mixed Media

Specific ideas on how to decorate a pig:

Profile:

I'm a horticulturalist and work with natural products such as mosses, leaves, berries, bark etc. I trained in London and have worked around the world on various horticultural projects for both private and public figures.



NAOMI SELMAN

Main area of artistic activity:

Painting

Specific ideas for decorating a pig:

Stars, constellations

Profile:

I am a second-year fine art student at Bath Spa University. My work currently explores astronomy.

Naomi painted the Deloitte pig, Cosmo.



NATALIE WILLIAMS - Bath

Main area of artistic activity:

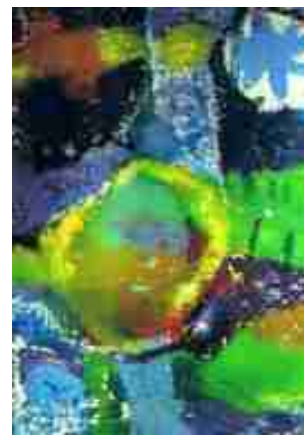

Painting and printmaking

Specific ideas on how to decorate a pig:

I would like to work with images of healing plants and flowers in a decorative design inspired by William Morris, African Textiles and Aboriginal cave art

Profile:

Inspired by metaphysical metaphors 'heaven in a wildflower' and the 'sound in a dewdrop'. I draw from nature – flowers, birds, rainbows – and develop the work into prints and paintings that attempt to express the idea of looking beyond the palpable.



NATASHA RAMPLEY – Bath

www.movingonarts.info/artists/rampley.htm

Main area of artistic activity:

Glass and mosaic (also do printmaking and have a first degree in Fine Art painting)

Specific ideas for decorating a pig:

If it's possible to have a light source inside the pig it would be nice to use transparent glass mosaic in some areas. (Now producing the **Wessex Water pig** – to go next to the Rebecca Fountain).

Profile:

I run an arts company called Arts4Health which provides artworks to hospitals and healthcare environments in various materials. I specialize in glass and mosaic works and do traditional painted glass and contemporary fused glass, as well as decorative leaded panels for residential use. I received a First Class Honours degree in painting, and have a large studio in Trowbridge where I can run workshops and do large scale architectural work.



NIGEL SHIPLEY – Bristol

www.nigelshipley.moonfruit.com

Main area of artistic activity:



Painting cityscapes and landscapes in oil

Specific ideas for decorating a pig :

I would paint a pig using oil paint to make it look like a rare breed (eg Gloucester old spot) and covered with mud and bits of plants and twigs (make of thick oil paint).

Profile:

Studied at Harrow and Norwich Schools of Art and have a BA in fine art. Have worked as a sculptor and cabinet maker. Concentrated on painting in oils for the last 4 years.



NIGEL LEE AND FAMILY

Main area of artistic activity:

Life drawing and painting

Specific ideas for decorating a pig:

Taking an already well known character and turning it into a pig... eg Houdini?

Profile:

Nigel Lee is a freelance Creative Artworker and now wants to indulge his passion for painting. Lisa Lee, who works with children at her local junior school, is also a Creative Writer. They have embarked on this project with their two sons, Harrison and Gabriel who also have a keen interest in art and design.



OSCAR ROMP - Vienna

www.oscarromp.f9.co.uk


Main area of artistic activity:

Figurative paintings, drawings and prints, including landscapes, townscapes and 'culturescapes'. Variety of media including oils, acrylics, charcoal, lithography and ink jet printing, on a small or large scale

Specific ideas for decorating a pig :

I would go for pastoral rather than urban, and would reference my 'Windows Out: Landscape' series which I did for Frimley Park Hospital. Please see the sections entitled 'Frimley Park' 'Site Specific Mural' and 'Arts and Healthcare'

Profile: Site-specific commissions involving large scale paintings and murals. Clients have included BBC Bristol through Mammal Create, The National Trust, and Kings college Hospital, London



PATRICIA VOLK - Bradford on Avon

www.patriciavolk.co.uk

Main area of artistic activity:


Sculpture and Ceramics

Specific ideas for decorating a pig:

Patricia is producing the pig for West of England Residential.

Profile:

My work represents the search to create modern icons, striving to get away from realism and unnecessary detail, instead concentrating on a simplicity of form to reflect inner emotion. I have concentrated on a series of simple Heads in strong single colours, big and powerful, grounded yet spiritual, together with more recent "Totem" Heads, Torsos and Votives with more complex markings: these represent the various journeys of life; the roads we take, the thoughts, places and times.



PAUL DABSON – Ashwicke, South Glos

Main area of artistic activity:

Portraiture

Specific ideas on how to decorate a pig:

A pastiche of Damian Hurst

Profile:

Born in the South West but has lived and worked, as a practicing artist, in Austria and Spain and is also a qualified art lecturer. Work is mainly portraiture but also enjoys the challenge of nature, especially horses, along with landscape studies. The work is figurative, using broken colour technique, in a variety of mediums. But, after more than twenty years experience, prefers the flexibility and freshness of acrylics.



PAUL GODFREY AND KATHERINE EMMS

Main area of artistic activity

Photo Collage

Specific ideas on how to decorate a pig:

Put pictures of all the other pigs on our own pig

Profile:

Paul Godfrey - I have an avid interest in photography and have been taking pictures of all the pigs. We both work at Frome College and lift share. On the way into work Katherine suggested we should take all these pictures and put them on one pig and the idea was born.



PETER WELLS

www.peterjohnwells.co.uk

Main area of artistic activity:

Painting, sculpture

Specific ideas on how to decorate a pig:

Ideas around a 'stuck pig' with all its connotations

Profile:

Born in Kenya in 1958. First exhibited at the Royal Academy aged 21. Many exhibitions in London, Brussels, and in India 1996, 2000 and 2007. Guardian artist of the month in 1999 and has been illustrated in The Independent, The Guardian, Resurgence and other magazines in the UK and abroad. He has illustrated children's books and designed opera sets. Showed his sculptures at Glastonbury and is having a one-man exhibition of Tamil Nadu paintings in The Victoria Gallery, Bath in July 2008.



PHILIP BOUCHARD

www.bouchardpaintings.com



Main area of artistic activity:

Painting

Ideas for decorating a pig:

Philip is creating the pig for the Osborne Group


Profile:

The idea has always held a special appeal for Bouchard that, with a few simple materials such as pencil and paper, oil paints and canvas, it is possible to create a painted world of light and space that anyone can enter: a surreal world.

His two main sources of inspiration are the classical architecture that surrounds him in the City of Bath where he lives and the light and landscapes of the Middle East where he spent his formative years.

As a boy he lived in Lebanon and Bahrain. Later, he travelled to Saudi Arabia where he developed his skills as an artist. Desert sunsets, visits to other countries such as Oman and Jordan and even to the great 'Empty Quarter' or 'Rub'al Khali' of Arabia have fuelled his imagination and provided inspiration for his paintings.

Philip Bouchard hopes you enjoy this attempt to document some of his work to date.



RA ZAMORA

www.creationcollective.com



Main area of artistic activity:

Painting

Specific ideas on how to decorate a pig:

I would prefer to work with my own concept, I'm thinking of painting a surreal 'Cloud' design inspired by King Bladud's attempt to fly from the top of his castle resulting in his unfortunate death. Or covering the pig in plastic flowers to create a colourful Kitsch effect, but am open to sponsors' comments & ideas.

Profile: I'm an artist, director & producer. I love to create innovation so whatever commission/exhibition I take on, I usually try to be as original as possible. My style is most often colourful & quirky. I appreciate art work that makes people smile.



RACHEL WILCOX

- Upton Cheyney, South Glos

www.rachelwilcox.co.uk

Main area of artistic activity:



Painting and drawing

Specific ideas on how to decorate a pig:

My recent work is focused on water surface and wondered if this could be a possible interesting design for a pig.

(Rachel is now producing the pig for Thermae Bath Spa on a watery theme).

Profile: I am a recent MA Fine Art Graduate from Bath Spa University.



RICHARD BUREL

Main area of artistic activity:

Painting; mixed media

Specific ideas on decorating a pig:

Profile

Born in Rouen. Completely self-taught. Reinvents Georgian streetscapes using collage and paint. Busy scenes with quirky figures. One-man show at the Victoria Art Gallery in 2007.



ROBIN PARKER

www.robinparkerart.co.uk

Main area of artistic activity

Painting

Specific ideas on how to decorate a pig:

Put pictures of all the other pigs on our own pig

Profile:

Born in Lincolnshire in 1962, Robin drew and painted from an early age. Torn between science and art at school he went on to study chemistry at Leicester Polytechnic. After graduating in 1984 he joined the cosmetic company Max Factor as a development chemist, combining a scientific training with colour and creativity. Although still in the cosmetics industry Robin returned to painting in the late 90's. Inspired by his love of food and particularly seafood, he began working in oils capturing his passion on big, bright, contemporary canvases. Fish markets around the coast of Britain and the food markets of France remain an important source of inspiration and Robin 's paintings were recently described by one critic as "conjuring up mouth watering, gastro-erotic sensations". Based in Bath, Robin continues to specialise in seafood oils but recent studies in life drawing have led to a new interest in portraiture.'



SALLY STAFFORD – Cannop, Coleford

www.sallystafford.com



Main area of artistic activity:

Multi media painting

Specific ideas for decorating a pig : I would like to create a colourful, textured pig based on the natural environment and with a specific relevance to Bath or the surrounding area

Profile

Sally works with mixed media to produce painting full of colour and texture. Much of her work is completed outdoors and is always inspired by the natural environment



SARA INGLEBY-MACKENZIE

www.slimsculpture.co.uk

Main area of artistic activity:

Mosaic

Specific ideas on how to decorate a pig:

Having only just heard about King Baldud's pigs I have not produced a specific design yet, so would be happy to work alongside a sponsor exploring their ideas to come up with an amusing design.

The pigs seems to be on the move, according to legend King Bladud's life was full of adventure, adversity and luck. "Pig Tales", is a possible title.

Profile: Movement has been the inspiration for most of my sculptures. Working for several companies I have created a variety of sculptures most notably the Spirit of Flight sculpture for the OAG Airline of the Year Awards. Currently I am working on a sculpture project in Droitwich and with the Academy of Songwriters and Composers to produce a new award.



SARAH-JANE van der WESTHUIZEN - Monmouth

Main area of artistic activity:

Illustrator / Interior decorator

Specific ideas on how to decorate a pig:

The type of decoration that I envisage – the sort of ‘junk’ which accumulates in drawers of family homes, the pictures are of a huge mirror frame (1m x 1m) which I created a few years ago. The pieces are set in tile cement and Araldite, so are usually very stable once set. The whole is then sprayed one colour, in this case it was silver.

(Sarah-Jane will be producing one of the Flying Pig Renovation Co’s pigs).

Profile:

I produce all kinds of functional art, decorated with small items of “junk”



SHEILA BROUN - Radstock

Main area of artistic activity:

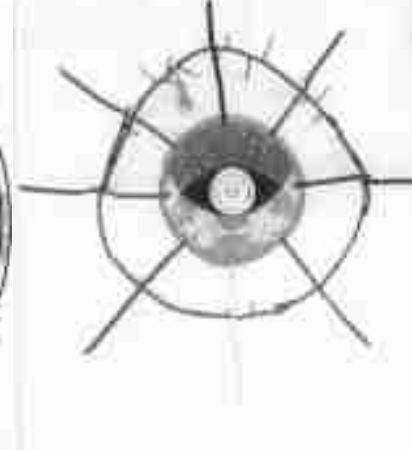
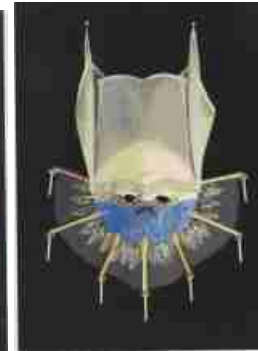
Painting, mixed media, textiles, sculpture

Specific ideas on how to decorate a pig:

I aim to explore the deeper aspect of Bladud and his pigs and the inner mysteries of the Dark Goddess Cerridwen in her sacred white sow aspect

Profile:

Sheila Broun is a visionary artist and mask maker, creating work about her experiences of The Goddess and The Wheel of the Year. She relates very closely to trees, to the turn of the seasons and the weather, aiming to re-connect people to the healing power of nature.



SHONA McINTOSH

Main area of artistic activity:

Painting and drawing, mixed media



Specific ideas on how to decorate a pig:

Thinking about the growing profile of organic meat, our relationship with food sources our tendency to romanticise animal / human relations. My pig would be decorated to challenge the squeamishness of modern attitudes and perhaps doff my cap in tribute to butchers: I would paint and mark the pig with dotted lines in a 'cut here' style

Profile:

I have recently returned to spend some time on painting with acrylics under the tuition of Angie Butler at Widcombe Studios but am largely self-taught. I was a teacher of English and Drama at secondary schools in London and Spain for more than a decade before leaving to look after my family. I have lived on the outskirts of Bath for two and a half years and often draw my inspiration from atmospheres created indoors and out.

Address: Berkely Cottage, 22 Lower Stoke, Limpley Stoke, Bath BA2 7FR



SIMON SMITH

Main area of artistic activity

A bit of everything, concentrating on chainsaw sculpture

Specific ideas on how to decorate a pig:

One clown pig and one dinosaur pig – for Wookey Hole Circus School and Wookey Hole Caves, respectively.

Profile:

A props maker, scenic artist and chainsaw sculptor.



SONIA FOLLOWS – Freshford, Bath

Main area of artistic activity:

Textiles, painting, wallhangings


Specific ideas for decorating a pig:

Producing the pig for **Zenith International** which is to be flags of different nations on a blue background.

Sonia also decorated first King Bladud's pig – the little maquette – as "party pig" – see below.

Profile:

My work has mainly been with textiles and for many years I made wall hangings. However, my "style" is flexible and with my painting I am surreal, minimal and more interested in composition and colour than art images – thus I would prefer my particular skill as Designer rather than artist.



SONJA BENSKIN-MESHER - Wales

www.sonja-benskin-mesher.co.uk

www.sonja-benskin-mesher.com

Main area of artistic activity:

Mixed media, fine art, illustration and design

Specific ideas for decorating a pig:

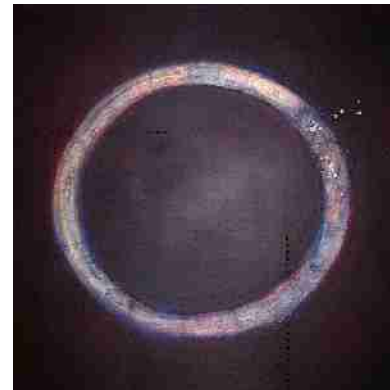
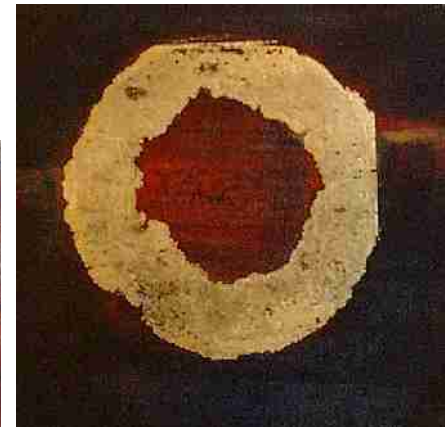

Am currently researching ideas, and am happy to be flexible, and work out ideas with the sponsor.

Profile:

Art & Design Course 1999. Lives and works in Wales.

Solo exhibitions in Wales and England, also shared shows in the UK, USA, France, Ireland, Poland and Canada. I show regularly in London Galleries. Much of the work is now in private and public collections.

Early design work received an award from BAA and the Sunday Times. Also prizes for landscape painting, drawing, poetry and abstract images.



SOPHIE HOWARD Bristol
www.sophiehoward.co.uk

Main area of artistic activity:

Sculpture

Specific ideas for decorating a pig :

Lots of ideas, but favourite so far is the half submerged pig, painted below half way with mud, bugs, watery things and above half way with sky, trees, other pigs, pylons, hills etc.

Other ideas: 1. Divided as a butchers plan (chops, hock etc) but with other words and images about the history and treatment of pigs. 2. Pig quotes. 3. Painted on (or sculpted on) clothing, perhaps in a Beatrix Potter style.



STELLA BROOKS-PENROSE - Bath

www.widcombestudios.co.uk

Main area of artistic activity:


Painting

Specific ideas for decorating a pig:

I would need a sponsor who would allow me to do my own decoration. I would wish to make a pig full of pattern colour, very decorative using some collage, paint and beads

Profile:

Trained as a dress designer at the Royal College of Art and worked in New York. Back in England, lectured at St Martins Charing Cross Road, London. Now have a studio at Widcombe Studios. I have just sold a painting to Hollywood and 3 to New York



STEVE EDWARDS

www.eastlondonprintmakers.co.uk/edwards

Main area of artistic activity:

Printmaking


Specific ideas on how to decorate a pig:

Steve is decorating the Bisque pig – incorporating some mini-radiators!

Profile:

I studied textile design at Camberwell School of Art with printmaking as a subsidiary subject, making silkscreen prints and monoprints.

A few years ago I took a printmaking course at The City Literary Institute and fell in love with etching, which I have been exploring ever since.



SUE HUNTER-JONES - Priston

Main area of artistic activity:


Collage and hand made cards

Specific ideas for decorating a pig:

To calligraphy a poem about a pig (I think there is a Ted Hughes one) all over the pig. Paint it a parchment colour and calligraphy (decorative script and not too uniform) in black. It would be painted in such a way that the whole poem could be read from standing next to or walking around the pig. Maybe some letters as decorations dotted over the legs and tummy, different fonts etc. OR paint musical staves around the pig with a song or tune relating to a pig, and random musical symbols as decorations. Both of these being focused on music and literature as something relevant to Bath as a centre of culture. OR a pattern of brightly coloured flowers/planes/fruits etc Random pattern.

Profile

I trained as a graphic designer at Bristol Polytechnic and since leaving in 1981 I have worked as a designer in Bristol and Bath. I now work at home in Priston where I live with my partner and two children. I run my own business designing and making handmade cards, specialising in collage.



SUE WALES - Bath

Main area of artistic activity:


Painting, sculpture / mixed media

Specific ideas on how to decorate a pig:

Jane Austin or Regency Dandy pig or Pigling Bland (Beatrice Potter)

Profile:

My background is that of painting and mixed media – I run workshops and have set up the Widcombe Art Trail. I was an art director and set dresser working mainly in the world of TV commercials, before that graphic designer and illustrator.



TED SMITH

www.ted-smith.co.uk (under construction)

Main area of artistic activity


Painting and sculpture

Specific ideas on how to decorate a pig:

I intend to create 'The Pig of the West'. A tribute to Gormleys' 'Angel of the North'. The piece will have wings and will be painted to create an oxidised and rusty looking surface to emulate the original.

Profile:

My work has been inspired by the natural world and has proved to have become rather eclectic; from my series of figurative Hare paintings to my highly textural canvasses where I weave wire into the surface to create form. More recently this has developed into full sculpture where I use a wide variety of materials to create. Two of my recent pieces of this type were accepted and displayed in the RWA open exhibition in Bristol.



TERESA FOSTER - Bath

Main area of artistic activity:


Painting and illustration

Specific ideas for decorating a pig:

Teresa will be decorating one of **Roper Rhodes'** pigs.

Profile:

I am a landscape artist and children's illustrator, working in various media, but mostly water colour or acrylic.



TESSA EASTMAN – London but can work in Bath

www.newdesignersonline.co.uk/tessaeastman

Main area of artistic activity:

Ceramics, bead designer and stringer, painting

Specific ideas on how to decorate a pig:

I would like to combine plenty of colour and pattern but am open to ideas.

Profile:

I specialise in creating brightly glazed ceramic sculptures made by hand. Building and using casts of children's toys. I'm inspired by two opposing themes: the impermanence of growth and decay in nature and mass-produced children's toys suggesting innocence and escapism from reality. I hope to attract and provide allowing the viewer to form their own interpretation and above all provide enjoyment and amusement.



TINA FREE – Yate, Bristol

www.tinafreejewellery.com

Main area of artistic activity:

Jewellery making with glass beads, semi-precious beads, fresh water pearls, shell beads, silver and gold.

Specific ideas for decorating a pig:

I would like to attach short lengths of stainless steel or silver wire, like hair on the skin of the pig, each hair with a pearl hanging on it, the colours of the pearls grouped to create patches of shimmering light. I think it would look lovely in a breeze. I have other ideas as well and would be happy to talk ideas over with a sponsor. I would like to ask a sponsor to consider supporting some of the costs of materials.

Profile:

My work is available at galleries around Britain and at Tate Britain, Tate St Ives and the National Gallery where I have been asked to make jewellery to reflect feature paintings that are on exhibition. I also have an interactive website and would be happy to add information about this project .



TORTIE RYE

www.tortie.co.uk

www.snapstudio.org.uk

Main area of artistic activity:


Printmaking, Artists' Books, Bookbinding, Illustration, Graphic Design

Specific ideas for decorating a pig:

I have approached Sheepdrove Organic Farm and Butchers as a sponsor. I am currently working on ideas for the design of a pig, and depending on the extent of input from a sponsor, it could range from anything from a farming theme, or something which is more representative of my personal work, involving decorative pattern and colour.

Profile:

My work ranges from screen prints, limited edition artists books, games and decoratively bound books to commissions for wedding and party invitations and bespoke promotional materials for individuals and businesses. I love paper, colour, construction and clever design. I co-run a printmaking studio called SNAP in Bristol, with it's own gallery and print workshop, offering screen printing workshops to the public, as well as a gallery full of exciting work by local artists.



WENDY HOILE

www.wendyhoile.co.uk

Main area of artistic activity:

Painter, Illustrator, Website designer

Specific ideas on how to decorate a pig:

I would like to create a Fairy Pig using glitter mixed with paint and mirror mosaic for shine and magic. This Fairy Pig would have wings and a wand, and would hang from something as if in flight

Profile:

I have worked as an illustrator for many major publications worldwide. I have always painted for myself, and in the last ten years have become fascinated with the computer and have learned to design and build websites. I love decorating things and have done large installations for birthdays, weddings and funerals!

